

**CITY OF BELMONT
TREASURER'S REPORT
January-12**



Agency Receipts and Disbursements Summary

	Beginning Balance January 1, 2012		Receipts		Disbursements		Ending Balance January 31, 2012
City of Belmont	\$ 14,997,805.12	\$	9,323,839.76	\$	(10,485,028.91)	\$	13,836,615.97
Belmont Fire Protection District	3,509,369.27		213,477.02		(377,432.52)		3,345,413.77
Fire Net 6 Communications JPA	406,075.07		46,120.64		(12,082.23)		440,113.48
Belmont Redevelopment Agency	8,178,754.05		383,232.53		(1,603,644.47)		6,958,342.11
Total	\$ 27,092,003.51	\$	9,966,669.95	\$	(12,478,188.13)	\$	24,580,485.33

Balance Summary

	Deposit		Investments		Pool Total
City of Belmont, Belmont Fire Protection District, Fire Net 6 & Belmont Redevelopment Agency	\$ 94,808.75	\$	24,485,676.58	\$	24,580,485.33

I certify that this report accurately reflects all investments of City of Belmont, Belmont Fire Protection District, Redevelopment Agency, and Net Six, and is in conformance with the adopted Investment Policy mandated by Government Code 53646. Furthermore, I certify to the best of my knowledge, sufficient investment liquidity and anticipated revenues are available to meet the Agency's budgeted expenditure requirement for the next six months.

Respectfully Submitted,

John Violet
City Treasurer

CITY OF BELMONT TREASURER'S REPORT January-12

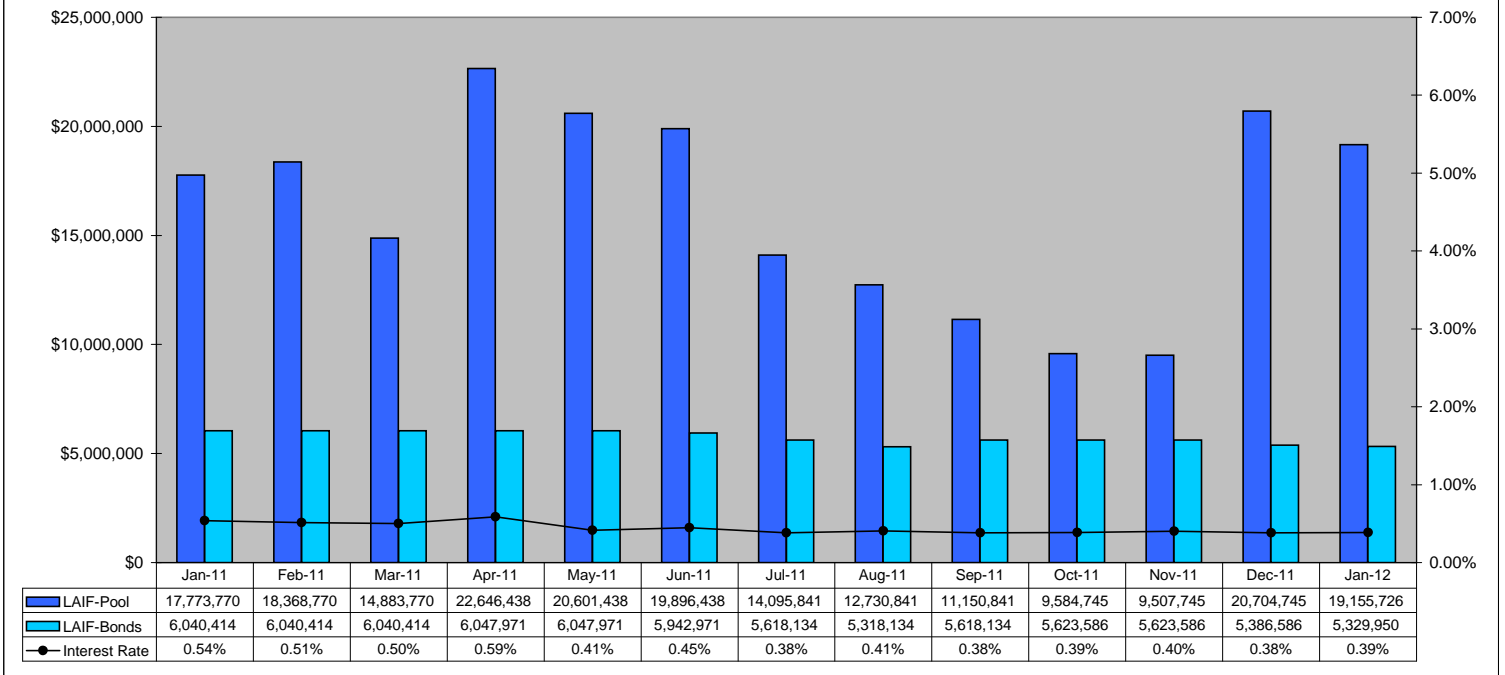


Investment Detail

Investment Type	Issuer	Maturity Date	Par Amount	Current Market Value	Interest Total	Investment Period	Rate	Pricing Source	Manager
Deposit									
General Account	Bank of America	Daily	\$ 94,808.75	\$ 94,808.75				Bank	Bank
Investments:									
L.A.I.F.-POOL	State of California	Daily	19,155,726.25	19,187,371.45	6,145.80	90 days	0.385%	LAIF	LAIF
L.A.I.F.-BONDS**	State of California	Daily	5,329,950.33	5,338,755.39	1,710.03	90 days	0.385%	LAIF	LAIF
Total			\$ 24,580,485.33	\$ 24,620,935.59	\$ 7,855.82				

**L.A.I.F.-RDA Bond account was opened 12/99, Sewer Bond account was opened 12/01, Sewer Treatment Bond account was opened 3/10.

City of Belmont Investment Portfolio Trends



**CITY OF BELMONT
TREASURER'S REPORT
February-12**



Agency Receipts and Disbursements Summary

	Beginning Balance February 1, 2012	Receipts	Disbursements	Ending Balance February 29, 2012
City of Belmont	\$ 13,787,156.15	\$ 1,943,650.02	\$ (2,242,529.78)	\$ 13,488,276.39
Belmont Fire Protection District	3,345,413.77	472,763.08	(414,475.10)	3,403,701.75
Fire Net 6 Communications JPA	440,113.48	-	(8,467.45)	431,646.03
Belmont Redevelopment Agency ¹	-	-	-	-
Successor Agency of the RDA ¹	7,007,801.93	-	(115,521.63)	6,892,280.30
Total	\$ 24,580,485.33	\$ 2,416,413.10	\$ (2,780,993.96)	\$ 24,215,904.47

Balance Summary

	Deposit	Investments	Pool Total
City of Belmont, Belmont Fire Protection District, Fire Net 6 & Belmont Redevelopment Agency	\$ 944,227.89	\$ 23,271,676.58	\$ 24,215,904.47

¹ In accordance with ABX1 26, the Belmont Redevelopment Agency was dissolved January 31st and the Successor Agency to the former RDA was established on February 1st. The Successor Agency balance is comprised of the January 31, 2012 Belmont Redevelopment Agency Balance of \$6,958,342.11 and adjustments from the City of Belmont of \$49,459.82.

I certify that this report accurately reflects all investments of City of Belmont, Belmont Fire Protection District, Net Six, Redevelopment Agency, and Successor Agency, and is in conformance with the adopted Investment Policy mandated by Government Code 53646. Furthermore, I certify to the best of my knowledge, sufficient investment liquidity and anticipated revenues are available to meet the Agency's budgeted expenditure requirement for the next six months.

Respectfully Submitted,

John Violet
City Treasurer

CITY OF BELMONT TREASURER'S REPORT February-12

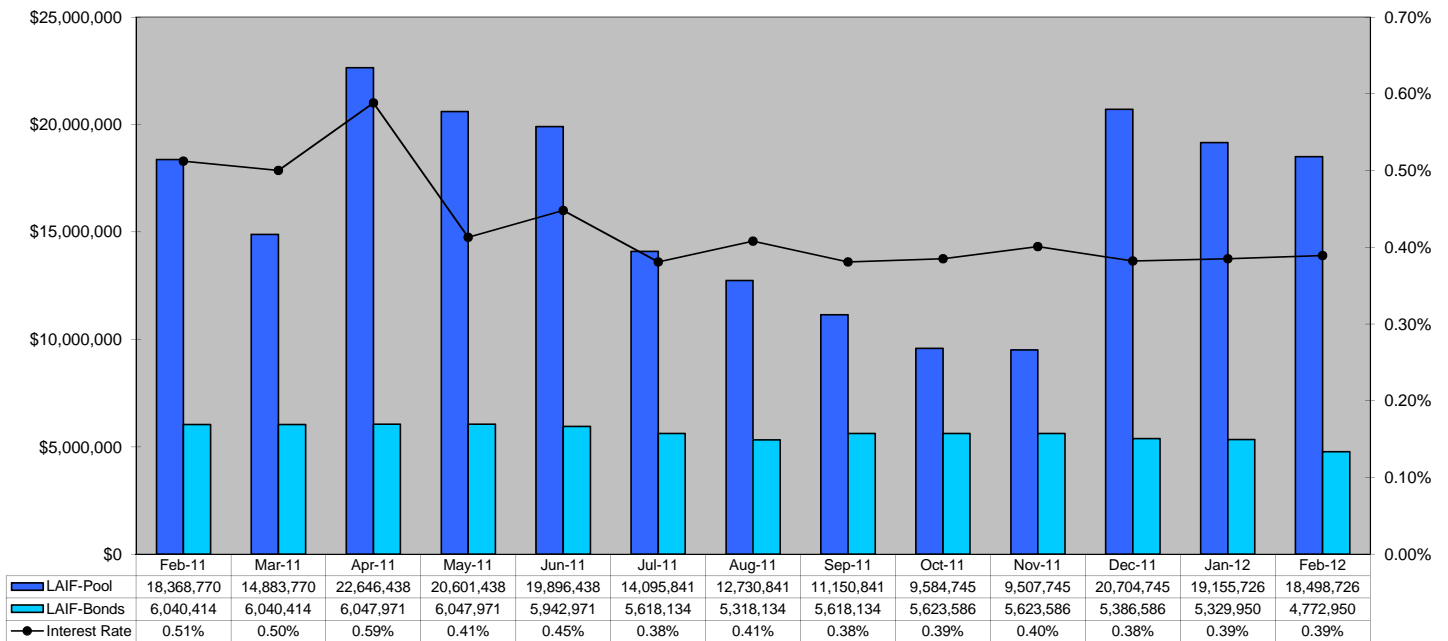


Investment Detail

Investment Type	Issuer	Maturity Date	Par Amount	Current Market Value	Interest Total	Investment Period	Rate	Pricing Source	Manager
Deposit									
General Account	Bank of America	Daily	\$ 944,227.89	\$ 944,227.89				Bank	Bank
Investments:									
L.A.I.F.-POOL	State of California	Daily	18,498,726.25	18,529,286.09	5,996.67	90 days	0.389%	LAIF	LAIF
L.A.I.F.-BONDS**	State of California	Daily	4,772,950.33	4,780,835.23	1,547.23	90 days	0.389%	LAIF	LAIF
Total			\$ 24,215,904.47	\$ 24,254,349.21	\$ 7,543.90				

**L.A.I.F.-RDA Bond account was opened 12/99, Sewer Bond account was opened 12/01, Sewer Treatment Bond account was opened 3/10.

City of Belmont Investment Portfolio Trends



**CITY OF BELMONT
TREASURER'S REPORT
March-12**



Agency Receipts and Disbursements Summary

	Beginning Balance March 1, 2012		Receipts		Disbursements		Ending Balance March 31, 2012
City of Belmont	\$ 13,488,276.39	\$	1,817,236.23	\$	(2,268,519.80)	\$	13,036,992.82
Belmont Fire Protection District	3,403,701.75		361,212.39		(554,826.00)		3,210,088.14
Fire Net 6 Communications JPA	431,646.03		-		(7,044.23)		424,601.80
Successor Agency of the RDA ¹	6,892,280.30		-		(20,995.18)		6,871,285.12
Total	\$ 24,215,904.47	\$	2,178,448.62	\$	(2,851,385.21)	\$	23,542,967.88

Balance Summary

	Deposit		Investments		Pool Total
City of Belmont, Belmont Fire Protection District, Fire Net 6 & Successor Agency of RDA	\$ 1,479,291.30	\$	22,063,676.58	\$	23,542,967.88

¹ In accordance with ABX1 26, the Belmont Redevelopment Agency was dissolved January 31st and the Successor Agency to the former RDA was established on February 1st.

I certify that this report accurately reflects all investments of City of Belmont, Belmont Fire Protection District, Net Six, and Successor Agency, and is in conformance with the adopted Investment Policy mandated by Government Code 53646. Furthermore, I certify to the best of my knowledge, sufficient investment liquidity and anticipated revenues are available to meet the Agency's budgeted expenditure requirement for the next six months.

Respectfully Submitted,

John Violet
City Treasurer

**CITY OF BELMONT
TREASURER'S REPORT
March-12**

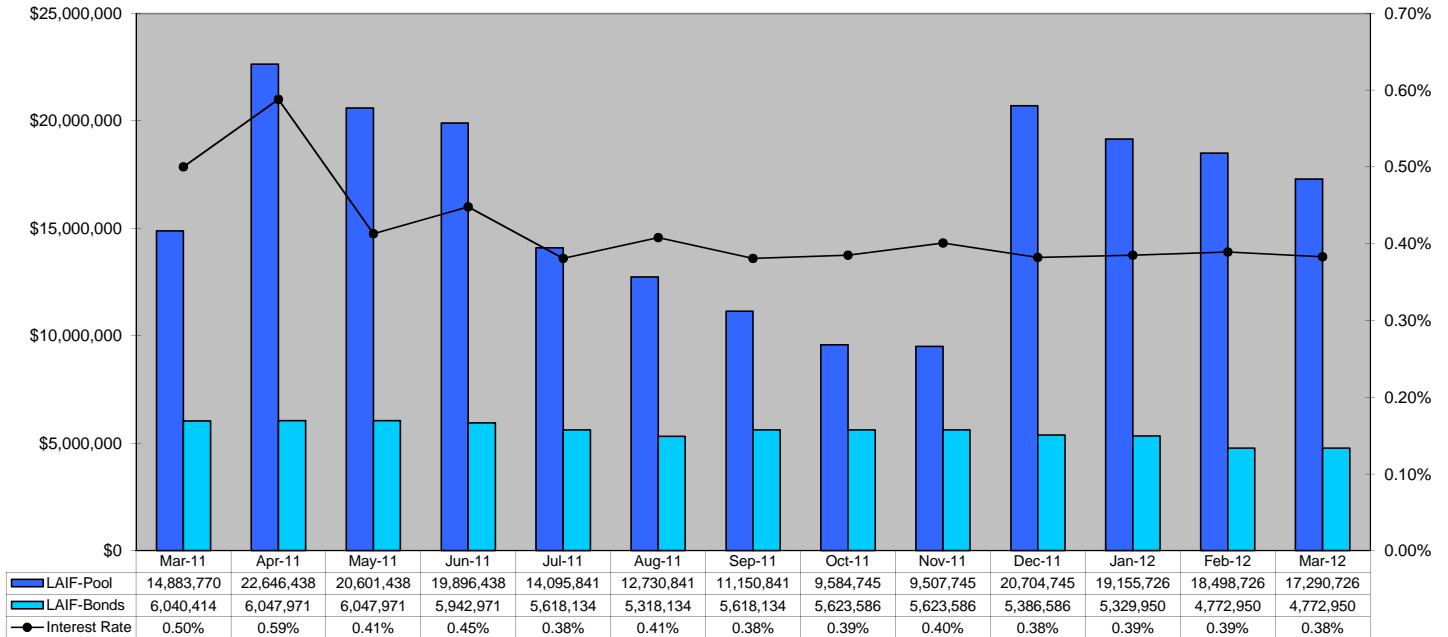


Investment Detail

Investment Type	Issuer	Maturity Date	Par Amount	Current Market Value	Interest Total	Investment Period	Rate	Pricing Source	Manager
Deposit									
General Account	Bank of America	Daily	\$ 1,479,291.30	\$ 1,479,291.30				Bank	Bank
Investments:									
L.A.I.F.-POOL	State of California	Daily	17,290,726.25	17,311,667.27	5,518.62	90 days	0.383%	LAIF	LAIF
L.A.I.F.-BONDS**	State of California	Daily	4,772,950.33	4,778,730.91	1,523.37	90 days	0.383%	LAIF	LAIF
Total			\$ 23,542,967.88	\$ 23,569,689.49	\$ 7,041.99				

**L.A.I.F.-RDA Bond account was opened 12/99, Sewer Bond account was opened 12/01, Sewer Treatment Bond account was opened 3/10.

City of Belmont Investment Portfolio Trends



**CITY OF BELMONT
TREASURER'S REPORT
April-12**



Agency Receipts and Disbursements Summary

	Beginning Balance April 1, 2012		Receipts		Disbursements		Ending Balance April 30, 2012
City of Belmont	\$ 13,036,992.82	\$	6,318,986.68	\$	(2,094,016.95)	\$	17,261,962.55
Belmont Fire Protection District	3,210,088.14		1,873,672.45		(794,891.22)		4,288,869.37
Fire Net 6 Communications JPA	424,601.80		29,682.64		(25,152.36)		429,132.08
Successor Agency of the RDA ¹	6,871,285.12		-		(48,307.45)		6,822,977.67
Total	\$ 23,542,967.88	\$	8,222,341.77	\$	(2,962,367.98)	\$	28,802,941.67

Balance Summary

		Deposit		Investments		Pool Total
City of Belmont, Belmont Fire Protection District, Fire Net 6 & Successor Agency of RDA	\$	389,290.11	\$	28,413,651.56	\$	28,802,941.67

¹ In accordance with ABX1 26, the Belmont Redevelopment Agency was dissolved January 31st and the Successor Agency to the former RDA was established on February 1st.

I certify that this report accurately reflects all investments of City of Belmont, Belmont Fire Protection District, Net Six, and Successor Agency, and is in conformance with the adopted Investment Policy mandated by Government Code 53646. Furthermore, I certify to the best of my knowledge, sufficient investment liquidity and anticipated revenues are available to meet the Agency's budgeted expenditure requirement for the next six months.

Respectfully Submitted,

John Violet
City Treasurer

**CITY OF BELMONT
TREASURER'S REPORT
April-12**

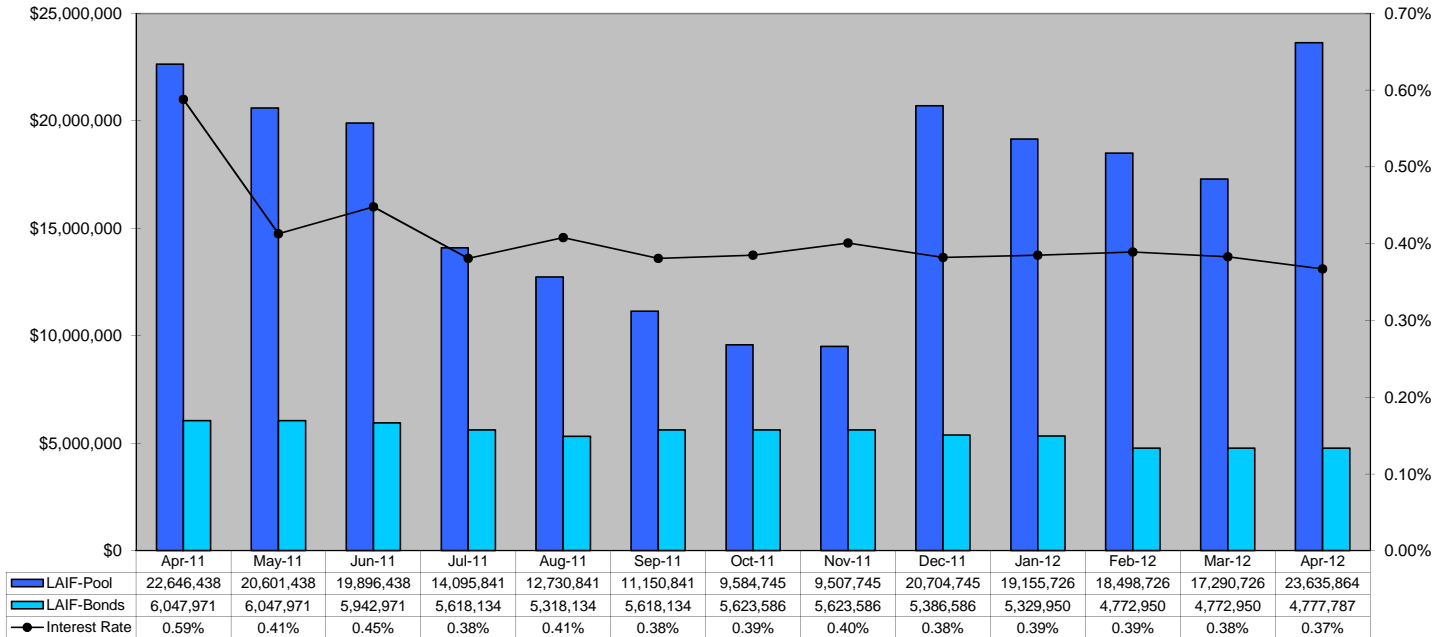


Investment Detail

Investment Type	Issuer	Maturity Date	Par Amount	Current Market Value	Interest Total	Investment Period	Rate	Pricing Source	Manager
Deposit									
General Account	Bank of America	Daily	\$ 389,290.11	\$ 389,290.11				Bank	Bank
Investments:									
L.A.I.F.-POOL	State of California	Daily	23,635,864.42	23,664,490.12	7,228.64	90 days	0.367%	LAIF	LAIF
L.A.I.F.-BONDS**	State of California	Daily	4,777,787.14	4,783,573.58	1,461.21	90 days	0.367%	LAIF	LAIF
Total			\$ 28,802,941.67	\$ 28,837,353.81	\$ 8,689.84				

**L.A.I.F.-RDA Bond account was opened 12/99, Sewer Bond account was opened 12/01, Sewer Treatment Bond account was opened 3/10.

City of Belmont Investment Portfolio Trends



**CITY OF BELMONT
TREASURER'S REPORT
May-12**



Agency Receipts and Disbursements Summary

	Beginning Balance May 1, 2012	Receipts	Disbursements	Ending Balance May 31, 2012
City of Belmont	\$ 17,261,962.55	\$ 5,829,236.18	\$ (6,476,185.96)	\$ 16,615,012.77
Belmont Fire Protection District	4,288,869.37	121,585.40	(553,769.69)	3,856,685.08
Fire Net 6 Communications JPA	429,132.08	7,511.00	(13,953.41)	422,689.67
Successor Agency of the RDA ¹	6,822,977.67	2,904,854.43	(5,957,940.75)	3,769,891.35
Total	\$ 28,802,941.67	\$ 8,863,187.01	\$ (13,001,849.81)	\$ 24,664,278.87


Balance Summary

	Deposit	Investments	Pool Total
City of Belmont, Belmont Fire Protection District, Fire Net 6 & Successor Agency of RDA	\$ 435,627.31	\$ 24,228,651.56	\$ 24,664,278.87

¹ In accordance with ABX1 26, the Belmont Redevelopment Agency was dissolved January 31st and the Successor Agency to the former RDA was established on February 1st.

I certify that this report accurately reflects all investments of City of Belmont, Belmont Fire Protection District, Net Six, and Successor Agency, and is in conformance with the adopted Investment Policy mandated by Government Code 53646. Furthermore, I certify to the best of my knowledge, sufficient investment liquidity and anticipated revenues are available to meet the Agency's budgeted expenditure requirement for the next six months.

Respectfully Submitted,



 John Violet
 City Treasurer

CITY OF BELMONT TREASURER'S REPORT May-12

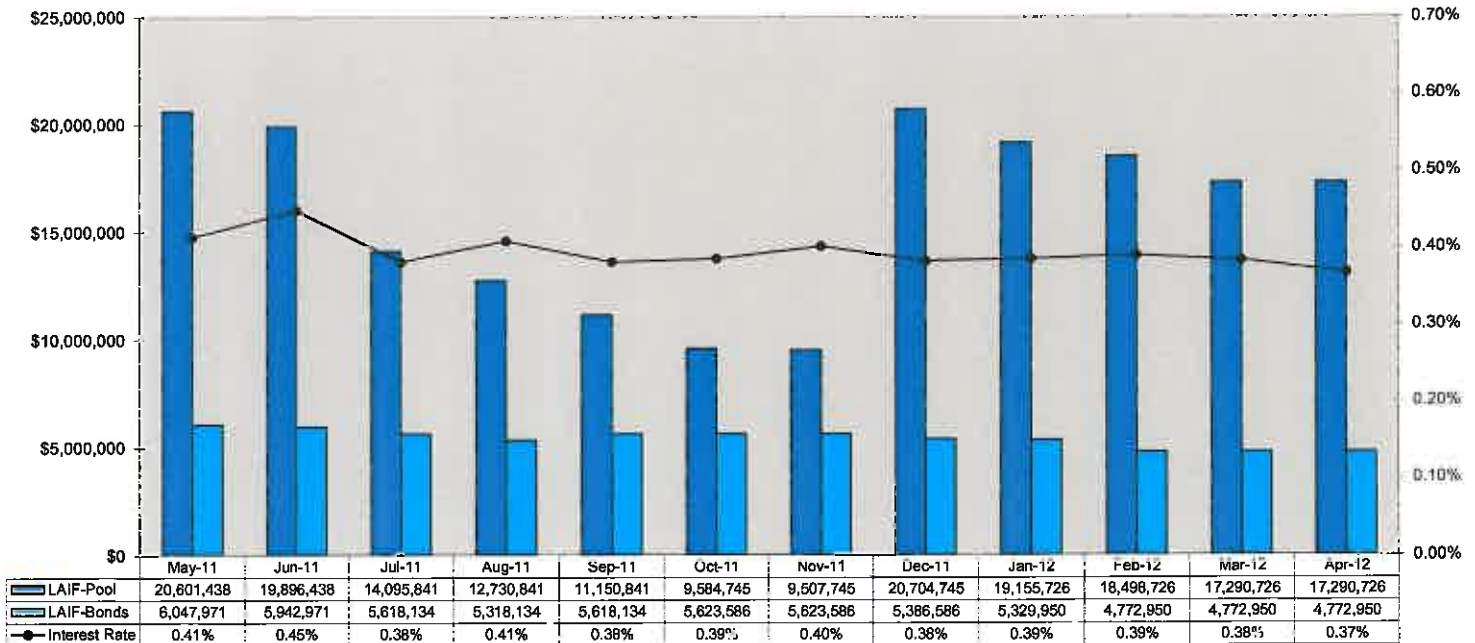


Investment Detail

Investment Type	Issuer	Maturity Date	Par Amount	Current Market Value	Interest Total	Investment Period	Rate	Pricing Source	Manager
Deposit									
General Account	Bank of America	Daily	\$ 435,627.31	\$ 435,627.31				Bank	Bank
Investments:									
L.A.I.F.-POOL	State of California	Daily	19,450,864.42	19,474,421.61	5,883.89	90 days	0.363%	LAIF	LAIF
L.A.I.F.-BONDS**	State of California	Daily	4,777,787.14	4,783,573.58	1,445.28	90 days	0.363%	LAIF	LAIF
Total			\$ 24,664,278.87	\$ 24,693,622.50	\$ 7,329.17				

**L.A.I.F-RDA Bond account was opened 12/99, Sewer Bond account was opened 12/01, Sewer Treatment Bond account was opened 3/10.

City of Belmont Investment Portfolio Trends



**CITY OF BELMONT
TREASURER'S REPORT
June-12**



Agency Receipts and Disbursements Summary

	Beginning Balance June 1, 2012	Receipts	Disbursements	Ending Balance June 30, 2012
City of Belmont	\$ 16,615,012.77	\$ 7,249,922.46	\$ (6,292,100.71)	\$ 17,572,834.52
Belmont Fire Protection District	3,856,685.08	1,481,429.07	(885,358.30)	4,452,755.85
Fire Net 6 Communications JPA	422,689.67	2,319.04	(13,156.59)	411,852.12
Successor Agency of the RDA ¹	3,769,891.35	1,824,844.45	(167,057.81)	5,427,677.99
Total	\$ 24,664,278.87	\$ 10,558,515.02	\$ (7,357,673.41)	\$ 27,865,120.48

Balance Summary

	Deposit	Investments	Pool Total
City of Belmont, Belmont Fire Protection District, Fire Net 6 & Successor Agency of RDA	\$ 96,468.92	\$ 27,768,651.56	\$ 27,865,120.48

¹ In accordance with ABX1 26, the Belmont Redevelopment Agency was dissolved January 31st and the Successor Agency to the former RDA was established on February 1st.

I certify that this report accurately reflects all investments of City of Belmont, Belmont Fire Protection District, Net Six, and Successor Agency, and is in conformance with the adopted Investment Policy mandated by Government Code 53646. Furthermore, I certify to the best of my knowledge, sufficient investment liquidity and anticipated revenues are available to meet the Agency's budgeted expenditure requirement for the next six months.

Respectfully Submitted,

John Violet
City Treasurer

**CITY OF BELMONT
TREASURER'S REPORT
June-12**

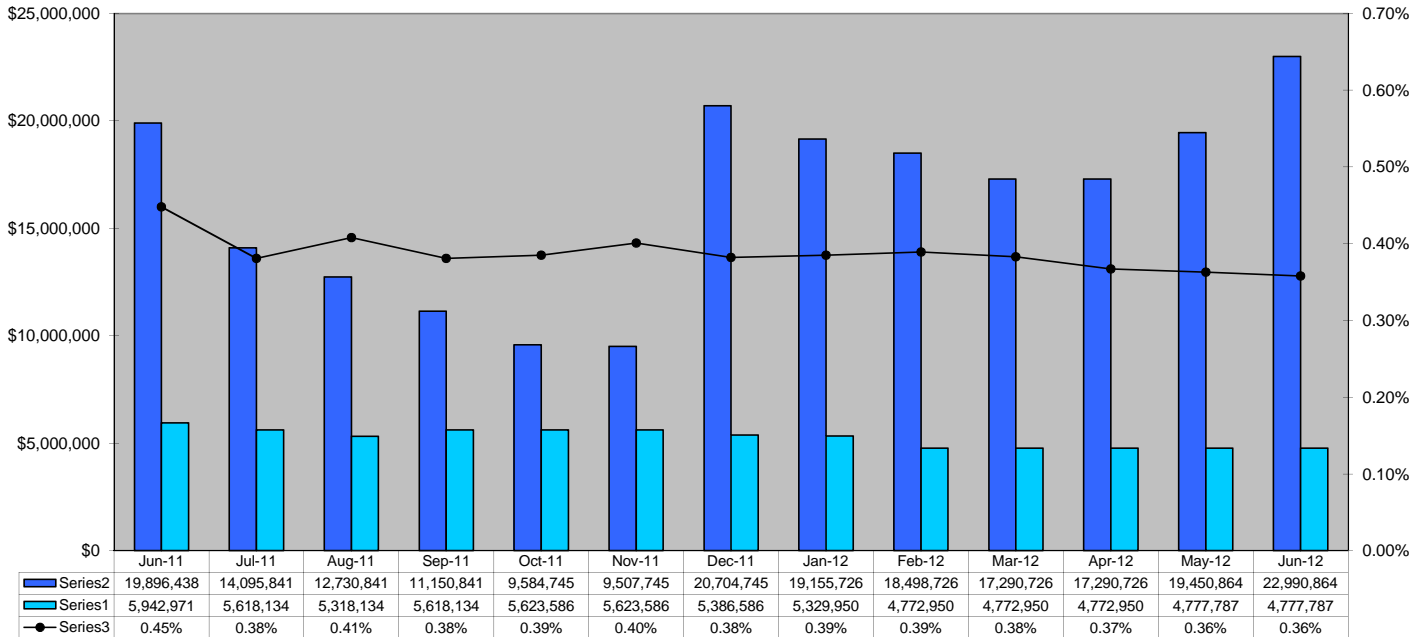


Investment Detail

Investment Type	Issuer	Maturity Date	Par Amount	Current Market Value	Interest Total	Investment Period	Rate	Pricing Source	Manager
Deposit									
General Account	Bank of America	Daily	\$ 96,468.92	\$ 96,468.92				Bank	Bank
Investments:									
L.A.I.F.-POOL	State of California	Daily	22,990,864.42	23,018,905.07	6,858.94	90 days	0.358%	LAIF	LAIF
L.A.I.F.-BONDS**	State of California	Daily	4,777,787.14	4,783,614.33	1,425.37	90 days	0.358%	LAIF	LAIF
Total			\$ 27,865,120.48	\$ 27,898,988.32	\$ 8,284.31				

**L.A.I.F.-RDA Bond account was opened 12/99, Sewer Bond account was opened 12/01, Sewer Treatment Bond account was opened 3/10.

City of Belmont Investment Portfolio Trends



CITY OF BELMONT TREASURER'S REPORT July-12



Agency Receipts and Disbursements Summary

	Beginning Balance July 1, 2012		Receipts		Disbursements		Ending Balance July 31, 2012
City of Belmont	\$ 17,572,834.52	\$	6,974,164.95	\$	(9,387,273.02)	\$	15,159,726.45
Belmont Fire Protection District	4,452,755.85		186,645.31		(920,626.74)		3,718,774.42
Fire Net 6 Communications JPA	411,852.12		51,062.39		(22,922.52)		439,991.99
Successor Agency of the RDA ¹	5,427,677.99		278.36		(1,690,670.48)		3,737,285.87
Total	\$ 27,865,120.48	\$	7,212,151.01	\$	(12,021,492.76)	\$	23,055,778.73

Balance Summary

	Deposit		Investments		Pool Total
City of Belmont, Belmont Fire Protection District, Fire Net 6 & Successor Agency of RDA	\$ 488,568.49	\$	22,567,210.24	\$	23,055,778.73

¹ In accordance with ABX1 26, the Belmont Redevelopment Agency was dissolved January 31st and the Successor Agency to the former RDA was established on February 1st.

I certify that this report accurately reflects all investments of City of Belmont, Belmont Fire Protection District, Net Six, and Successor Agency, and is in conformance with the adopted Investment Policy mandated by Government Code 53646. Furthermore, I certify to the best of my knowledge, sufficient investment liquidity and anticipated revenues are available to meet the Agency's budgeted expenditure requirement for the next six months.

Respectfully Submitted,

John Violet
City Treasurer

**CITY OF BELMONT
TREASURER'S REPORT
July-12**

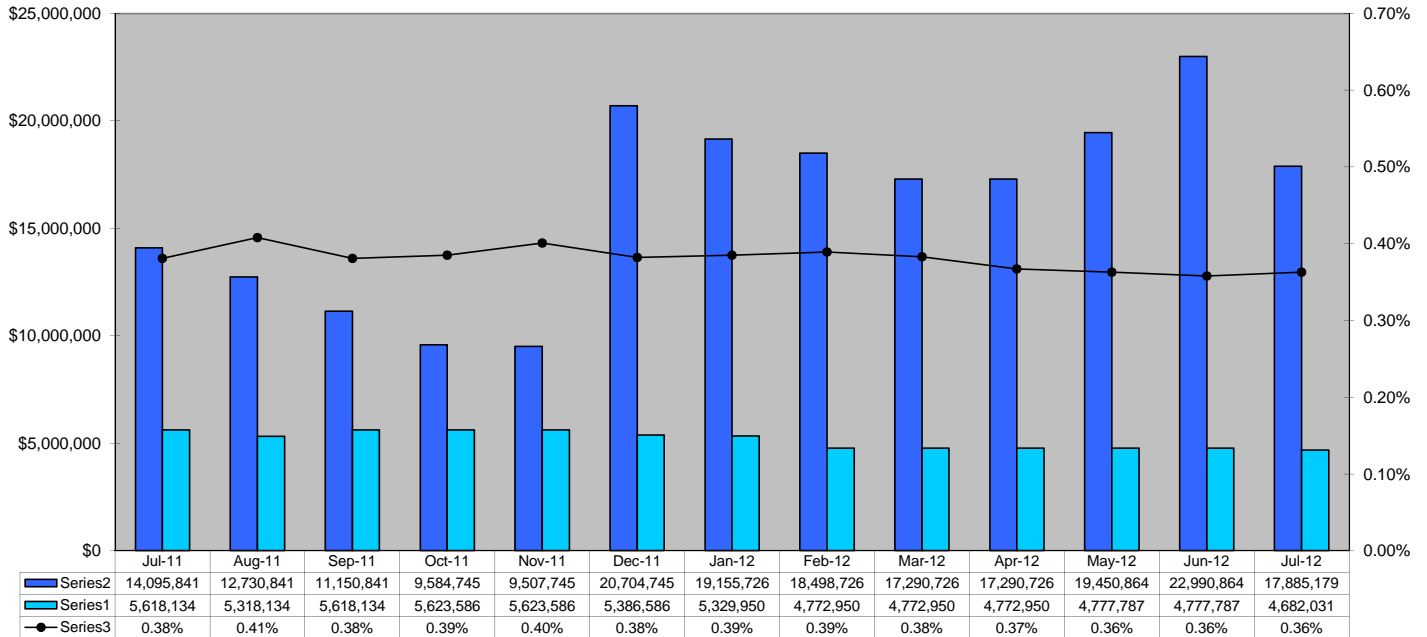


Investment Detail

Investment Type	Issuer	Maturity Date	Par Amount	Current Market Value	Interest Total	Investment Period	Rate	Pricing Source	Manager
Deposit									
General Account	Bank of America	Daily	\$ 488,568.49	\$ 488,568.49				Bank	Bank
Investments:									
L.A.I.F.-POOL	State of California	Daily	17,885,179.39	17,906,992.92	5,410.27	90 days	0.363%	LAIF	LAIF
L.A.I.F.-BONDS**	State of California	Daily	4,682,030.85	4,687,741.26	1,416.31	90 days	0.363%	LAIF	LAIF
Total			\$ 23,055,778.73	\$ 23,083,302.67	\$ 6,826.58				

**L.A.I.F.-RDA Bond account was opened 12/99, Sewer Bond account was opened 12/01, Sewer Treatment Bond account was opened 3/10.

City of Belmont Investment Portfolio Trends



CITY OF BELMONT TREASURER'S REPORT August-12



Agency Receipts and Disbursements Summary

	Beginning Balance August 1, 2012	Receipts	Disbursements	Ending Balance August 31, 2012
City of Belmont	\$ 15,159,726.45	\$ 1,461,735.31	\$ (2,544,138.07)	\$ 14,077,323.69
Belmont Fire Protection District	3,718,774.42	18,225.66	(577,021.91)	3,159,978.17
Fire Net 6 Communications JPA	439,991.99	-	(8,063.83)	431,928.16
Successor Agency of the RDA ¹	3,737,285.87	139.18	(46,167.26)	3,691,257.79
Total	\$ 23,055,778.73	\$ 1,480,100.15	\$ (3,175,391.07)	\$ 21,360,487.81

Balance Summary

	Deposit	Investments	Pool Total
City of Belmont, Belmont Fire Protection District, Fire Net 6 & Successor Agency of RDA	\$ 458,277.57	\$ 20,902,210.24	\$ 21,360,487.81

¹ In accordance with ABX1 26, the Belmont Redevelopment Agency was dissolved January 31st and the Successor Agency to the former RDA was established on February 1st.

I certify that this report accurately reflects all investments of City of Belmont, Belmont Fire Protection District, Net Six, and Successor Agency, and is in conformance with the adopted Investment Policy mandated by Government Code 53646. Furthermore, I certify to the best of my knowledge, sufficient investment liquidity and anticipated revenues are available to meet the Agency's budgeted expenditure requirement for the next six months.

Respectfully Submitted,

John Violet
City Treasurer

CITY OF BELMONT TREASURER'S REPORT August-12

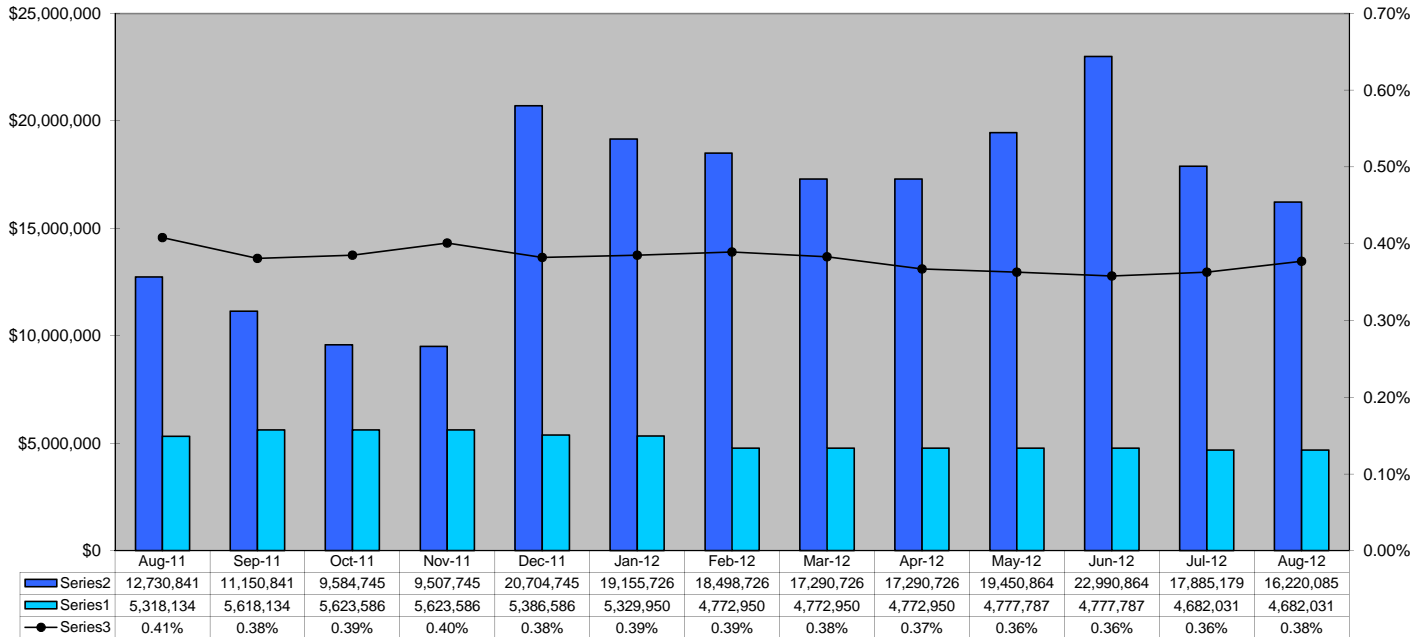


Investment Detail

Investment Type	Issuer	Maturity Date	Par Amount	Current Market Value	Interest Total	Investment Period	Rate	Pricing Source	Manager
Deposit									
General Account	Bank of America	Daily	\$ 458,277.57	\$ 458,277.57				Bank	Bank
Investments:									
L.A.I.F.-POOL	State of California	Daily	16,220,179.39	16,239,962.22	5,095.84	90 days	0.377%	LAIF	LAIF
L.A.I.F.-BONDS**	State of California	Daily	4,682,030.85	4,687,741.26	1,470.94	90 days	0.377%	LAIF	LAIF
Total			\$ 21,360,487.81	\$ 21,385,981.04	\$ 6,566.78				

**L.A.I.F.-RDA Bond account was opened 12/99, Sewer Bond account was opened 12/01, Sewer Treatment Bond account was opened 3/10.

City of Belmont Investment Portfolio Trends



CITY OF BELMONT TREASURER'S REPORT September-12



Agency Receipts and Disbursements Summary

	Beginning Balance August 1, 2012	Receipts	Disbursements	Ending Balance August 31, 2012
City of Belmont	\$ 14,077,323.69	\$ 1,229,280.35	\$ (2,171,444.03)	\$ 13,135,160.01
Belmont Fire Protection District	3,159,978.17	22,169.12	(469,713.65)	2,712,433.64
Fire Net 6 Communications JPA	431,928.16	-	(10,047.49)	421,880.67
Successor Agency of the RDA ¹	3,691,257.79	-	(20,761.72)	3,670,496.07
Total	\$ 21,360,487.81	\$ 1,251,449.47	\$ (2,671,966.89)	\$ 19,939,970.39

Balance Summary

	Deposit	Investments	Pool Total
City of Belmont, Belmont Fire Protection District, Fire Net 6 & Successor Agency of RDA	\$ 547,760.15	\$ 19,392,210.24	\$ 19,939,970.39

¹ In accordance with ABX1 26, the Belmont Redevelopment Agency was dissolved January 31st and the Successor Agency to the former RDA was established on February 1st.

I certify that this report accurately reflects all investments of City of Belmont, Belmont Fire Protection District, Net Six, and Successor Agency, and is in conformance with the adopted Investment Policy mandated by Government Code 53646. Furthermore, I certify to the best of my knowledge, sufficient investment liquidity and anticipated revenues are available to meet the Agency's budgeted expenditure requirement for the next six months.

Respectfully Submitted,

John Violet
City Treasurer

CITY OF BELMONT TREASURER'S REPORT September-12

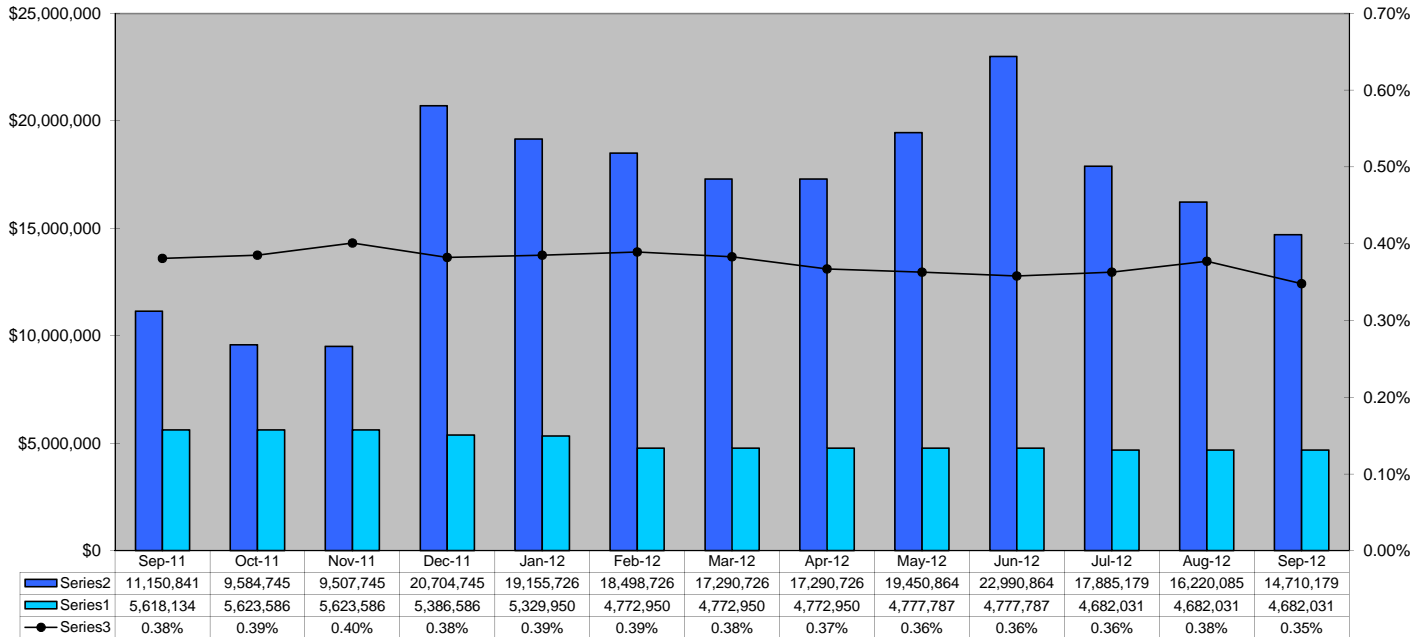


Investment Detail

Investment Type	Issuer	Maturity Date	Par Amount	Current Market Value	Interest Total	Investment Period	Rate	Pricing Source	Manager
Deposit									
General Account	Bank of America	Daily	\$ 547,760.15	\$ 547,760.15				Bank	Bank
Investments:									
L.A.I.F.-POOL	State of California	Daily	14,710,179.39	14,729,509.62	4,265.95	90 days	0.348%	LAIF	LAIF
L.A.I.F.-BONDS**	State of California	Daily	4,682,030.85	4,688,183.38	1,357.79	90 days	0.348%	LAIF	LAIF
Total			\$ 19,939,970.39	\$ 19,965,453.15	\$ 5,623.74				

**L.A.I.F.-RDA Bond account was opened 12/99, Sewer Bond account was opened 12/01, Sewer Treatment Bond account was opened 3/10.

City of Belmont Investment Portfolio Trends



CITY OF BELMONT TREASURER'S REPORT October-12



Agency Receipts and Disbursements Summary

	Beginning Balance October 1, 2012	Receipts	Disbursements	Ending Balance October 31, 2012
City of Belmont	\$ 13,135,160.01	\$ 3,918,591.42	\$ (4,671,552.43)	\$ 12,382,199.00
Belmont Fire Protection District	2,712,433.64	151,034.18	(649,661.36)	2,213,806.46
Fire Net 6 Communications JPA	421,880.67	39,695.25	(61,029.71)	400,546.21
Successor Agency of the RDA ¹	3,670,496.07	-	(37,243.55)	3,633,252.52
Total	\$ 19,939,970.39	\$ 4,109,320.85	\$ (5,419,487.05)	\$ 18,629,804.19

Balance Summary

	Deposit	Investments	Pool Total
City of Belmont, Belmont Fire Protection District, Fire Net 6 & Successor Agency of RDA	\$ 517,581.57	\$ 18,112,222.62	\$ 18,629,804.19

¹ In accordance with ABX1 26, the Belmont Redevelopment Agency was dissolved January 31st and the Successor Agency to the former RDA was established on February 1st.

I certify that this report accurately reflects all investments of City of Belmont, Belmont Fire Protection District, Net Six, and Successor Agency, and is in conformance with the adopted Investment Policy mandated by Government Code 53646. Furthermore, I certify to the best of my knowledge, sufficient investment liquidity and anticipated revenues are available to meet the Agency's budgeted expenditure requirement for the next six months.

Respectfully Submitted,

John Violet
City Treasurer

**CITY OF BELMONT
TREASURER'S REPORT
October-12**

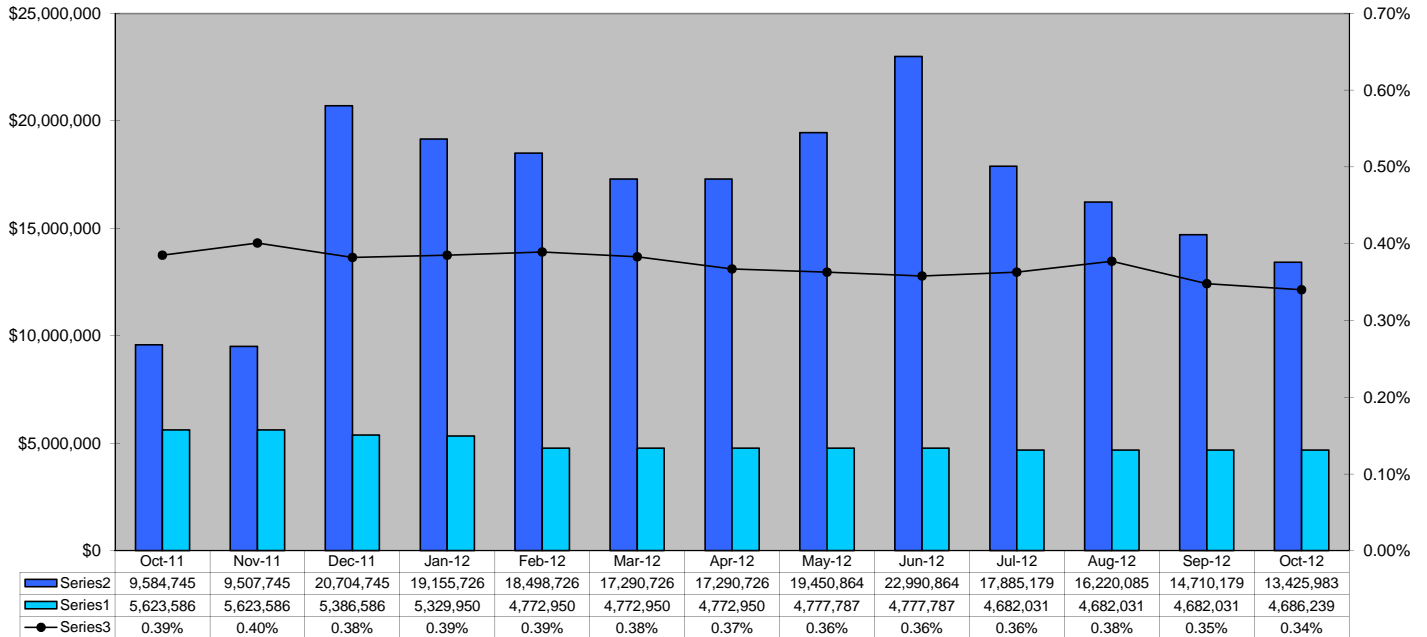


Investment Detail

Investment Type	Issuer	Maturity Date	Par Amount	Current Market Value	Interest Total	Investment Period	Rate	Pricing Source	Manager
Deposit									
General Account	Bank of America	Daily	\$ 517,581.57	\$ 517,581.57				Bank	Bank
Investments:									
L.A.I.F.-POOL	State of California	Daily	13,425,983.45	13,443,626.16	3,804.03	90 days	0.340%	LAIF	LAIF
L.A.I.F.-BONDS**	State of California	Daily	4,686,239.17	4,692,397.23	1,327.77	90 days	0.340%	LAIF	LAIF
Total			\$ 18,629,804.19	\$ 18,653,604.95	\$ 5,131.80				

**L.A.I.F.-RDA Bond account was opened 12/99, Sewer Bond account was opened 12/01, Sewer Treatment Bond account was opened 3/10.

City of Belmont Investment Portfolio Trends



CITY OF BELMONT TREASURER'S REPORT November-12



Agency Receipts and Disbursements Summary

	Beginning Balance November 1, 2012	Receipts	Disbursements	Ending Balance November 30, 2012
City of Belmont	\$ 12,382,199.00	\$ 1,625,679.60	\$ (2,599,395.34)	\$ 11,408,483.26
Belmont Fire Protection District	2,213,806.46	944,798.93	(544,505.67)	2,614,099.72
Fire Net 6 Communications JPA	400,546.21	8,166.83	(12,790.64)	395,922.40
Successor Agency of the RDA ¹	3,633,252.52	38,881.63	(139,668.53)	3,532,465.62
Total	\$ 18,629,804.19	\$ 2,617,526.99	\$ (3,296,360.18)	\$ 17,950,971.00

Balance Summary

	Deposit	Investments	Pool Total
City of Belmont, Belmont Fire Protection District, Fire Net 6 & Successor Agency of RDA	\$ 628,748.38	\$ 17,322,222.62	\$ 17,950,971.00

¹ In accordance with ABX1 26, the Belmont Redevelopment Agency was dissolved January 31st and the Successor Agency to the former RDA was established on February 1st.

I certify that this report accurately reflects all investments of City of Belmont, Belmont Fire Protection District, Net Six, and Successor Agency, and is in conformance with the adopted Investment Policy mandated by Government Code 53646. Furthermore, I certify to the best of my knowledge, sufficient investment liquidity and anticipated revenues are available to meet the Agency's budgeted expenditure requirement for the next six months.

Respectfully Submitted,

John Violet
City Treasurer

**CITY OF BELMONT
TREASURER'S REPORT
November-12**

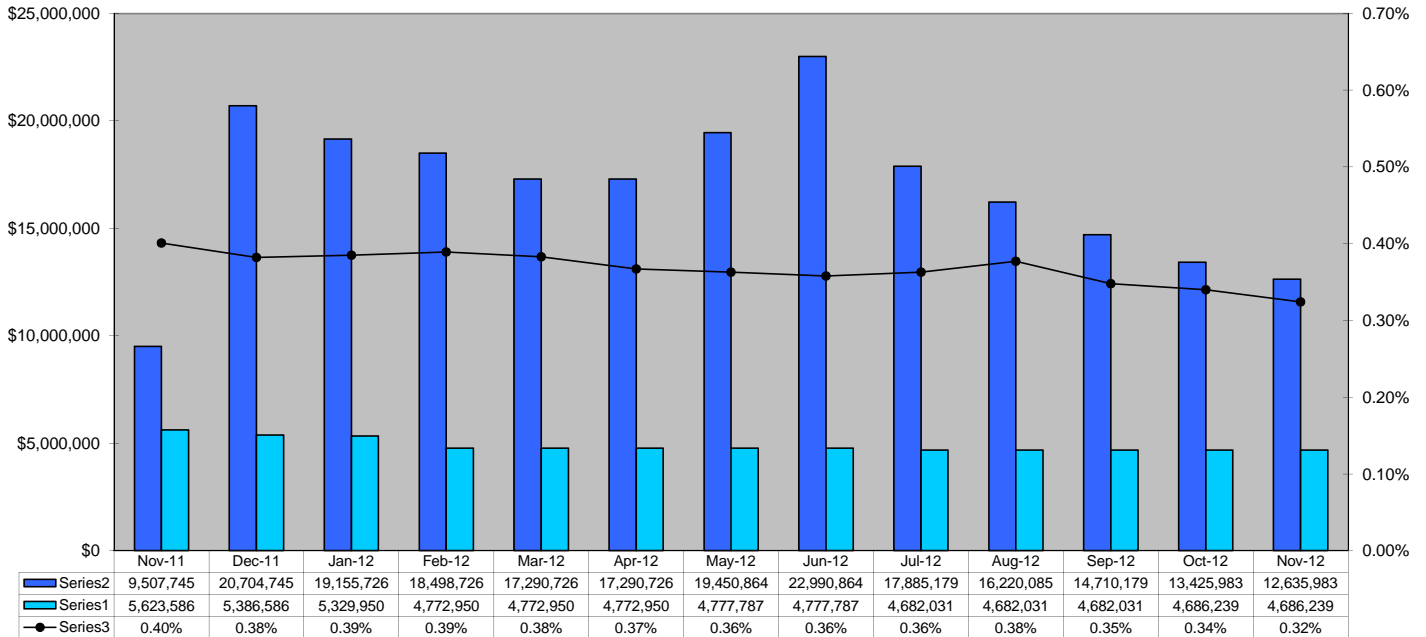


Investment Detail

Investment Type	Issuer	Maturity Date	Par Amount	Current Market Value	Interest Total	Investment Period	Rate	Pricing Source	Manager
Deposit									
General Account	Bank of America	Daily	\$ 628,748.38	\$ 628,748.38				Bank	Bank
Investments:									
L.A.I.F.-POOL	State of California	Daily	12,635,983.45	12,652,588.04	3,411.72	90 days	0.324%	LAIF	LAIF
L.A.I.F.-BONDS**	State of California	Daily	4,686,239.17	4,692,397.23	1,265.28	90 days	0.324%	LAIF	LAIF
Total			\$ 17,950,971.00	\$ 17,973,733.65	\$ 4,677.00				

**L.A.I.F.-RDA Bond account was opened 12/99, Sewer Bond account was opened 12/01, Sewer Treatment Bond account was opened 3/10.

City of Belmont Investment Portfolio Trends



**CITY OF BELMONT
TREASURER'S REPORT
December-12**



Agency Receipts and Disbursements Summary

	Beginning Balance December 1, 2012	Receipts	Disbursements	Ending Balance December 30, 2012
City of Belmont	\$ 11,408,483.26	\$ 9,250,772.97	\$ (2,693,508.75)	\$ 17,965,747.48
Belmont Fire Protection District	2,614,099.72	2,823,097.07	(849,865.34)	4,587,331.45
Fire Net 6 Communications JPA	395,922.40	52.00	(8,134.31)	387,840.09
Successor Agency of the RDA ¹	3,532,465.62	2,785.18	(36,637.71)	3,498,613.09
Total	\$ 17,950,971.00	\$ 12,076,707.22	\$ (3,588,146.11)	\$ 26,439,532.11

Balance Summary

	Deposit	Investments	Pool Total
City of Belmont, Belmont Fire Protection District, Fire Net 6 & Successor Agency of RDA	\$ 522,309.49	\$ 25,917,222.62	\$ 26,439,532.11

¹ In accordance with ABX1 26, the Belmont Redevelopment Agency was dissolved January 31st and the Successor Agency to the former RDA was established on February 1st.

I certify that this report accurately reflects all investments of City of Belmont, Belmont Fire Protection District, Net Six, and Successor Agency, and is in conformance with the adopted Investment Policy mandated by Government Code 53646. Furthermore, I certify to the best of my knowledge, sufficient investment liquidity and anticipated revenues are available to meet the Agency's budgeted expenditure requirement for the next six months.

Respectfully Submitted,

John Violet
City Treasurer

**CITY OF BELMONT
TREASURER'S REPORT
December-12**



Investment Detail

Investment Type	Issuer	Maturity Date	Par Amount	Current Market Value	Interest Total	Investment Period	Rate	Pricing Source	Manager
Deposit									
General Account	Bank of America	Daily	\$ 522,309.49	\$ 522,309.49				Bank	Bank
Investments:									
L.A.I.F.-POOL	State of California	Daily	21,230,983.45	21,254,915.67	5,767.75	90 days	0.326%	LAIF	LAIF
L.A.I.F.-BONDS**	State of California	Daily	4,686,239.17	4,691,521.64	1,273.09	90 days	0.326%	LAIF	LAIF
Total			\$ 26,439,532.11	\$ 26,468,746.81	\$ 7,040.85				

**L.A.I.F.-RDA Bond account was opened 12/99, Sewer Bond account was opened 12/01, Sewer Treatment Bond account was opened 3/10.

City of Belmont Investment Portfolio Trends

